



# ANYONE CAN LETTER CHALLENGE

## DRILLS WORKSHEET DAY 4

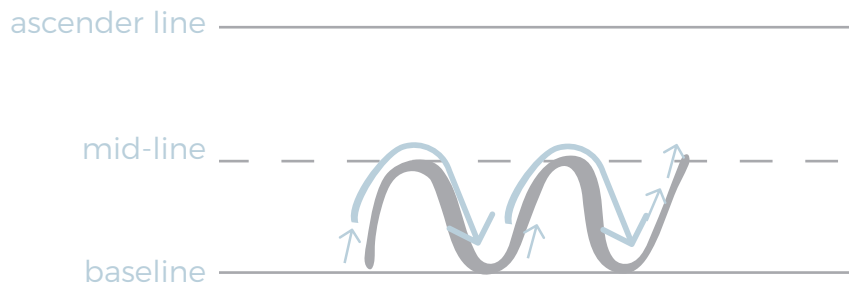
*Recommended Pens: Crayola Supertip Marker, Pentel Fude Touch Brush Sign Pen,  
Tombow Fudenosuke Brush Pen (Soft Tip or Hard Tip)*


*mirabelle*  
CREATIONS

@mirabellecreations #mirabellecreations #anyonecanletter


# DAY 4

## COMPLETE CURVES



 Put together the overturn and underturn strokes into a complete curve.

 Keep the distance between each curve as equal as possible.

 When transitioning from the heavy downstroke to the light upstroke, start easing up on the pressure at the end of the overturn.

# ANYONE CAN LETTER - Day 4

TRACE THE COMPLETE CURVES



TRACE THE COMPLETE CURVES



TRACE ONE CURVE THEN FREEHAND ONE BESIDE IT



TRACE ONE CURVE THEN FREEHAND ONE BESIDE IT



TRACE ONE CURVE, THEN FREEHAND TWO BESIDE IT



TRACE ONE CURVE, THEN FREEHAND TWO BESIDE IT

