



ANYONE CAN LETTER CHALLENGE

DRILLS WORKSHEET DAY 12

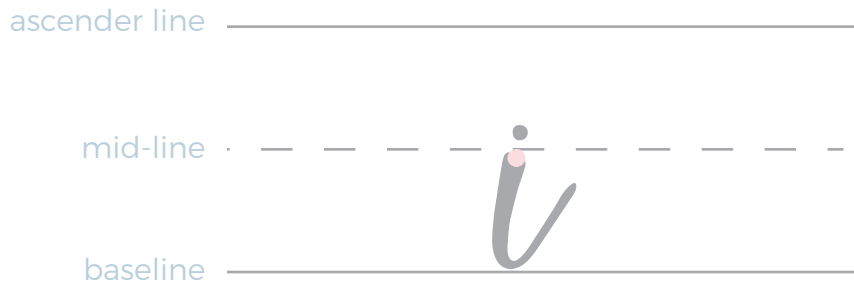
*Recommended Pens: Crayola Supertip Marker, Pentel Fude Touch Brush Sign Pen,
Tombow Fudenosuke Brush Pen (Soft Tip or Hard Tip)*


mirabelle
CREATIONS


@mirabellecreations #mirabellecreations #anyonecanletter

DAY 12

LETTER i





 Start at the • with and make a underturn curve.

 Place the dot above the mid-line.

LETTER j



 Start at the • and draw a an descending loop.

 Place the dot above the mid-line.

ANYONE CAN LETTER - Day 12

TRACE THE LETTERS

i i i i i i i i i i i i

TRACE THE LETTERS

i i i i i i i i i i i i

TRACE ONE LETTER, THEN FREEHAND ONE BESIDE IT

i i i i i i

TRACE THE LETTERS

j j j j j j j j j j

TRACE THE LETTERS

j j j j j j j j j j

TRACE ONE LETTER, THEN FREEHAND ONE BESIDE IT

j j j j j